

CSE Mattermost/Gitlab Login

Mattermost is a Slack-like messaging service; Gitlab is code collaboration software which allows you to manage git repositories. Both are hosted on our CSE servers, and can be accessed with your CSE username/password.

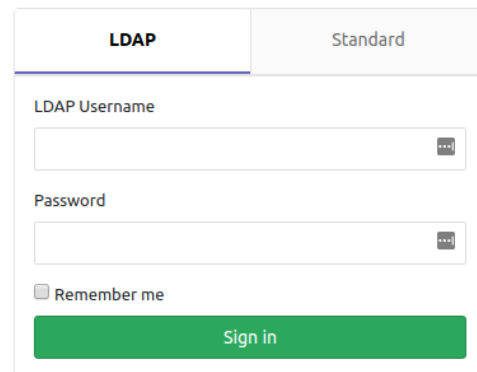
Gitlab Login

Point your browser to <https://repo.cse.taylor.edu>. You will see the Gitlab login screen:

GitLab Community Edition

Open source software to collaborate on code

Manage Git repositories with fine-grained access controls that keep your code secure. Perform code reviews and enhance collaboration with merge requests. Each project can also have an issue tracker and a wiki.



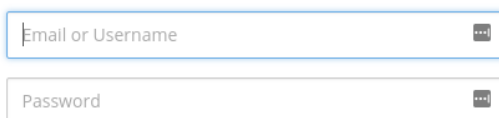
The image shows the GitLab login interface. At the top, there are two tabs: 'LDAP' (selected) and 'Standard'. Below the tabs, there are two input fields: 'LDAP Username' and 'Password'. Below the password field is a checkbox labeled 'Remember me'. At the bottom is a green button labeled 'Sign in'.

Make sure you are using the LDAP login (it will prompt for LDAP Username), and type your CSE username and password into the fields.

Mattermost Login

GitLab Mattermost

All team communication in one place, searchable and accessible anywhere



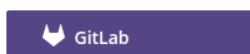
The image shows the Mattermost login form. It has two input fields: 'Email or Username' and 'Password'. Both fields have a small icon on the right side.

Sign in

[I forgot my password](#)

or _____

Sign in with:



Mattermost is integrated into our Gitlab installation, so you can use your Gitlab (CSE) login to access Mattermost. Point your browser to <https://mattermost.cse.taylor.edu>. You will see the Mattermost login screen (shown at right).

Choose “Sign in with Gitlab” which will present you with the Gitlab login screen (seen above). Log in as you would for Gitlab with your CSE credentials.